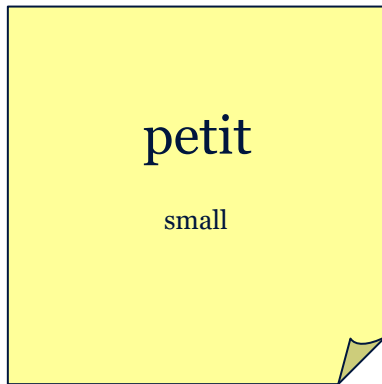


Vocabulary Magic

**Techniques to retain the words that you really need
& use them in conversation.**



In the following pages, you will find the most efficient techniques to retain French vocabulary. You can choose to use a vocabulary notebook, sticky notes, or even flashcards. What matters is that you apply the principle found in this book, and adapt them to your favourite vocabulary learning tool.

Please, do not try to use more than one tool at once. Use either a notebook, or sticky notes, or flashcards. If you find that your chosen method doesn't work for you, you can change it later.

About the author

Angel Pretot is a French learning coach. He works online with English speakers from all over the world, helping them learn French fast and become fluent. You can work with him in his one-on-one program **the French Transformation** or join a global community of French learners in his group program **the French Fluency Accelerator**.



Join me on your favorite apps:



frenchfluency



@frenchfluency



groups/frenchfluency



/frenchfluency



Angel Pretot - The French coach

Angel Pretot - Frenchfluency.net

Bonus

How to use a Vocabulary Notebook

Cheatsheet

Do:

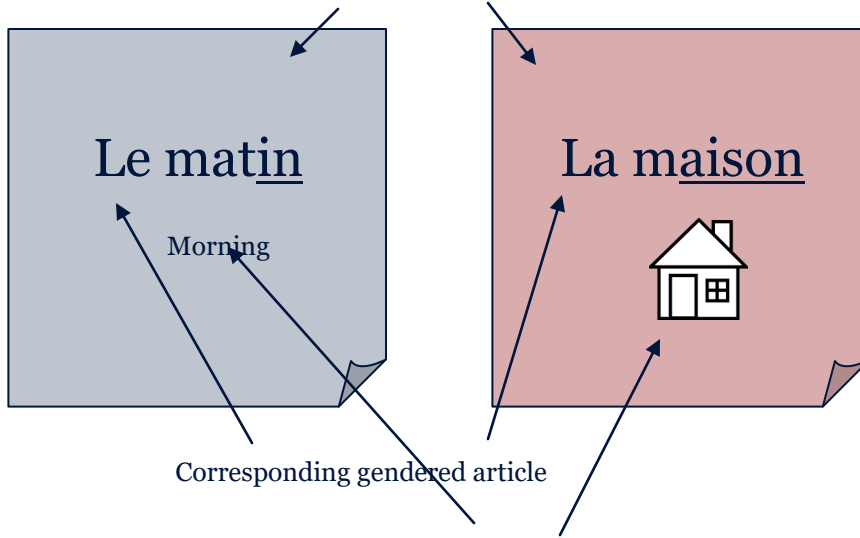
- Break the page in two columns: one for the word and one for the translation.
- Write words according to the templates in this document. When possible, write chunks rather than isolated words.
- Cover the translation and try to guess it as you review your vocab. Then cover the French words and try to guess them.
- Write only the words you absolutely need to learn. If you're not sure, don't write the word. Important words will show up again.
- Learn your vocabulary everyday for 10 minutes
- Trim your list periodically. Remove the words you know by heart, and the words you don't need.
- Keep learning.
- Trust the process. It doesn't have to be perfect.
- If you find that the vocabulary notebook doesn't work for you, after you've tried for a few weeks, try a different vocabulary learning technique.

Don't:

- Write the translation right next to the word.
- Mindlessly read the list when you re-view the words.
- Write any word you see that you don't know yet. Many words are not important and will only take space in your notebook and your brain.
- Procrastinate or try to catch up by learning longer once a week. 10 minutes a day is more efficient than 2 hours once a week.
- Get overwhelmed or frustrated because the list grows too long.
- Be a perfectionist. It doesn't have to be perfect.
- Give up.

Nouns

Color code to remember the gender



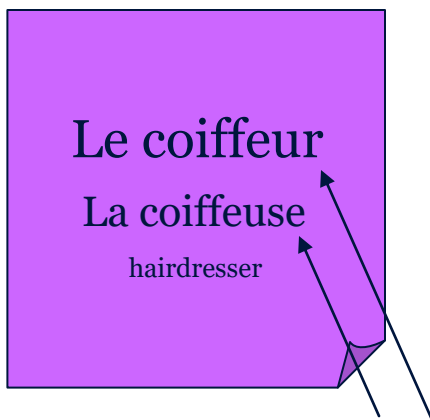
Corresponding gendered article

Translation or drawing to remember the meaning

Pro tip: If the ending of a noun gives away the gender, underline it. It will make learning future words easier.

Refer to [the gender hacker](#) to know which endings correspond to masculine or feminine words.

Special cases:

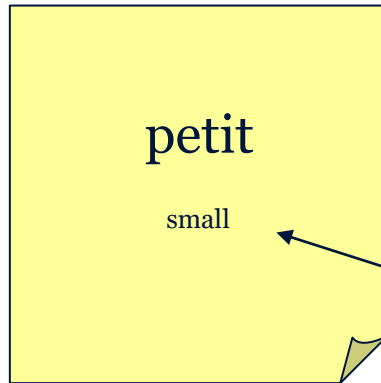


Noun with a masculine and a feminine version



Irregular plural form

Adjectives

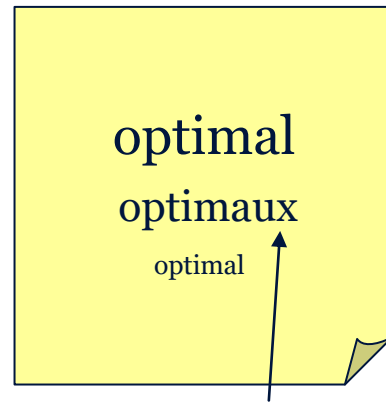


Translation to remember the meaning

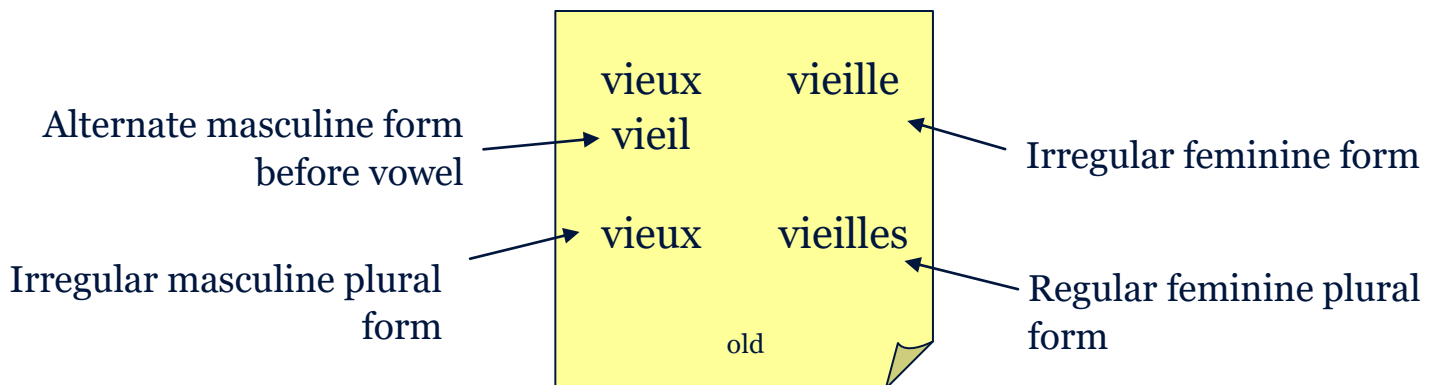
Special cases:



Irregular feminine form

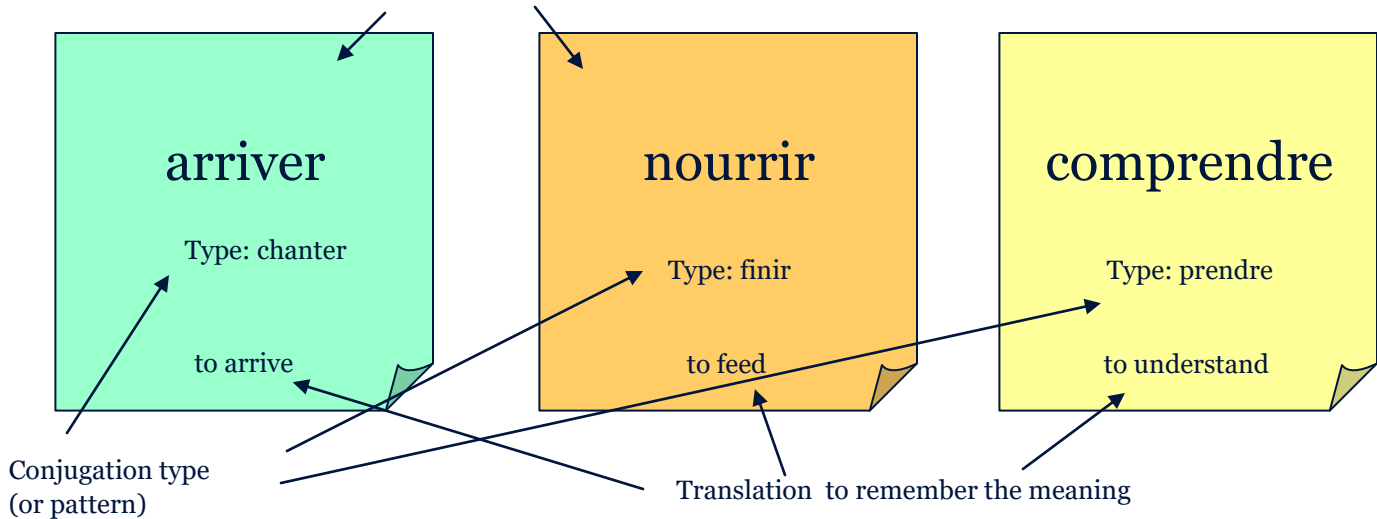


Irregular masculine plural form



Verbs

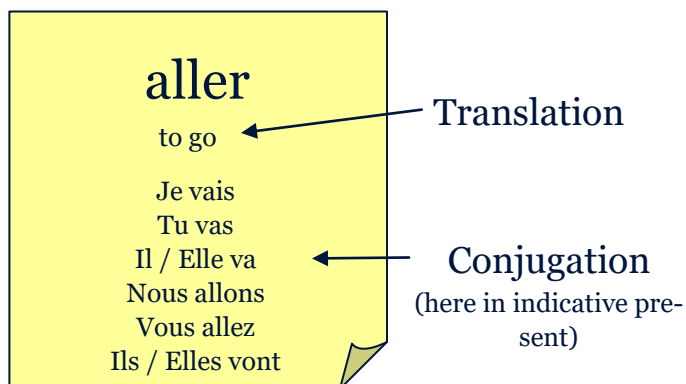
You can use a color code for the most common conjugation types.



Pro tip: Most French verbs follow a conjugation pattern. Find a verb that you already know with the same conjugation pattern and write it under your new verb. You will save 90% of the effort needed to learn the new verb, since you'll know the conjugation already.

Special cases: irregular verbs

Irregular verbs are verbs who have their own conjugation pattern. You can also use the technique below when you learn the first verb of any conjugation type.



Note: you may want to use more sticky notes or more notebook pages for other tenses if they are relevant to you.

Phrases

The diagram consists of six yellow sticky notes arranged in a 3x2 grid. Each note contains a French phrase and its English translation. Arrows from external text labels point to specific elements on the notes.

French Phrase	English Translation	Notes
prendre une douche	have a shower	
faire du sport faire du yoga	exercise practice yoga	Example of a related phrase (points to 'faire du yoga') Translation to remember the meaning (points to 'exercice' and 'practice yoga')
commencer à	to start to	
Je commence à comprendre.		Example sentence (points to 'Je commence à comprendre')
heureux de	happy to	Verb or adjective requiring a specific preposition (points to 'heureux de')
Je suis heureux de te revoir.		Example sentence (points to 'Je suis heureux de te revoir')
libre comme l'air	free as a bird	Idiom (points to 'libre comme l'air')
prendre soin de	to take care of	Expression or collocation (points to 'prendre soin de')
Je prends soin de mon enfant.		example sentence (points to 'Je prends soin de mon enfant')