



ONTARIO

Byelection surveys for the **National Ethnic Press and Media Council of Canada**

Field Dates: April 23-25, 2024

Release Date: April 26, 2024



Lambton-Kent-Middlesex: Liaison surveyed a random sample of 367 Lambton-Kent-Middlesex voters through Interactive Voice Recording (IVR) from April 23-25, 2024. The margin of error for this survey is ± 5.11 percentage points, 19 times out of 20.

Milton: Liaison surveyed a random sample of 433 Milton voters through Interactive Voice Recording (IVR) from April 23-25, 2024. The margin of error for this survey is ± 4.71 percentage points, 19 times out of 20.

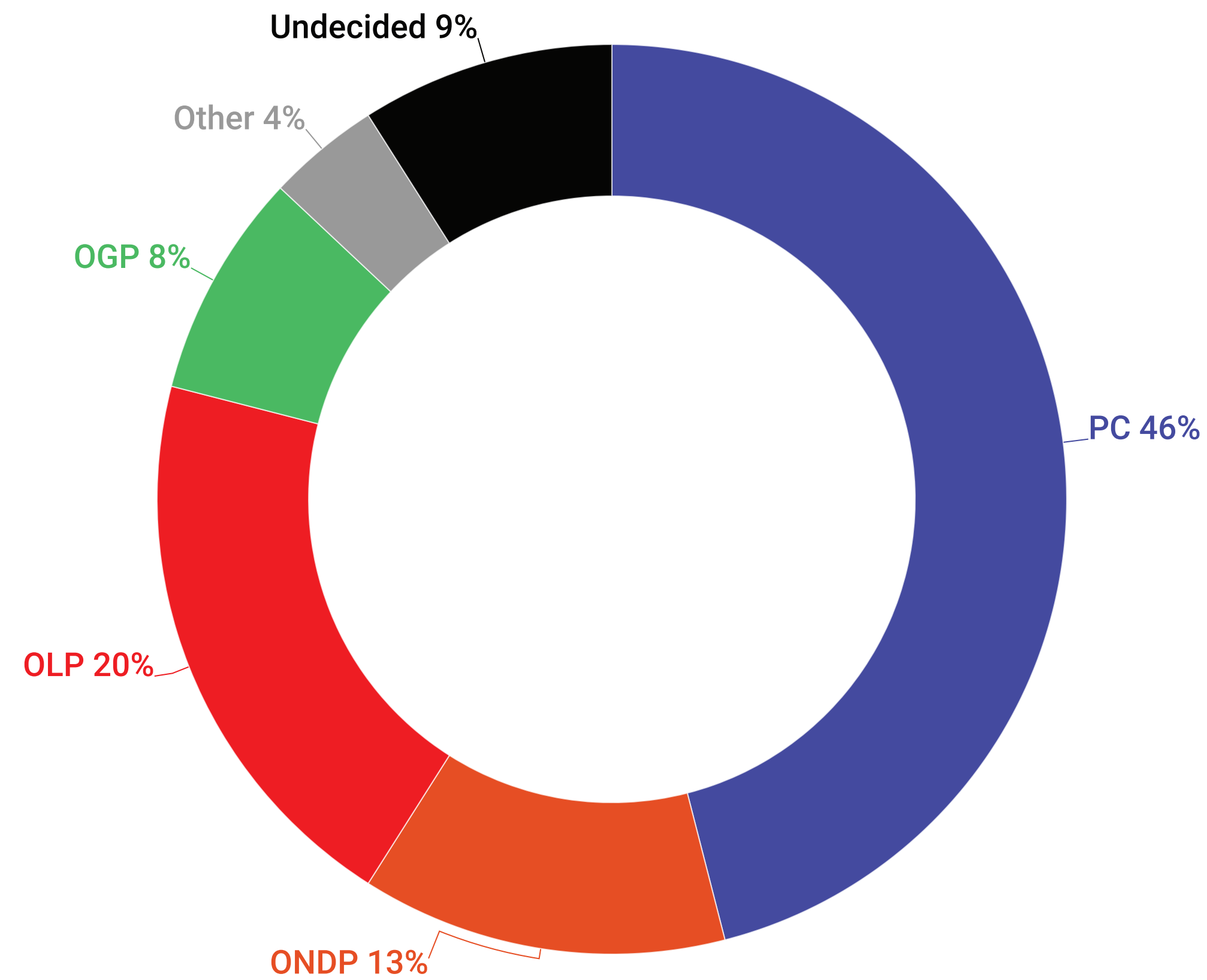
Responses were weighted using demographic and geographic information to targets based on the 2021 Census.


Results may not add up to 100 due to rounding.



Voting Intent - Lambton-Kent-Middlesex - All Voters

Q: A provincial by election will be held in Lambton-Kent-Middlesex, if the following candidates ran, which one would you vote for?

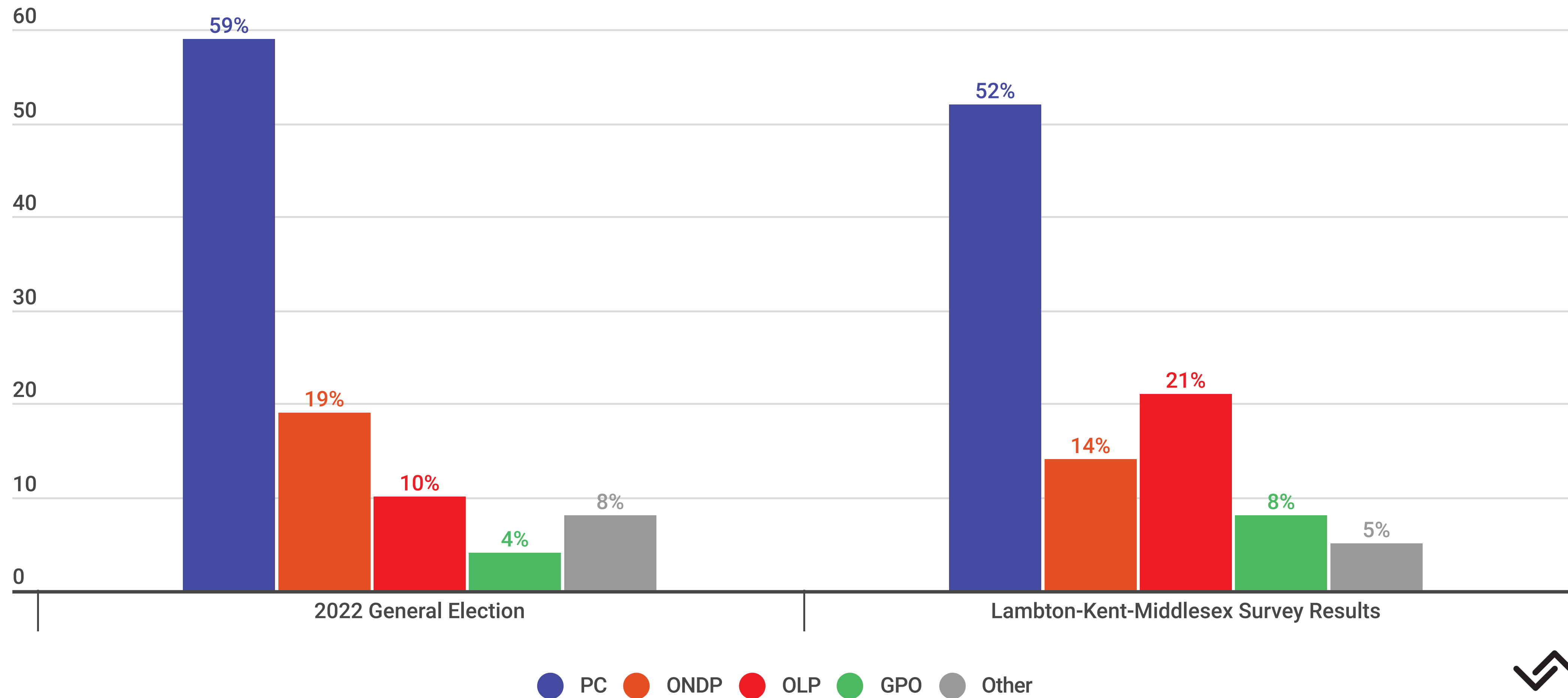




Voting Intent - Lambton-Kent-Middlesex - Decided & Leaning Only

Q: A provincial by election will be held in Lambton-Kent-Middlesex, if the following candidates ran, which one would you vote for?

Q (Undecided Only): And which candidate are you leaning towards?





Voting Intent - Lambton-Kent-Middlesex

A provincial by election will be held in Lambton-Kent-Middlesex, if the following candidates ran, which one would you vote for?

All Voters

	All	Female	Male	Other	18-34	35-49	50-64	65+
Steve Pinsonneault of the Ontario PCs led by Doug Ford	46%	41%	51%	50%	51%	31%	55%	43%
Kathryn Shailer of the Ontario NDP led by Marit Stiles	13%	17%	10%	0%	13%	17%	10%	14%
Cathy Burghardt-Jesson of the Ontario Liberals led by Bonnie Crombie	20%	23%	17%	13%	13%	25%	20%	21%
Andraena Tilgner of the Green Party of Ontario led by Mike Schreiner	8%	6%	11%	0%	7%	13%	2%	12%
Other	4%	4%	4%	25%	3%	6%	4%	5%
Undecided	9%	11%	7%	13%	12%	9%	10%	5%
Sample (Unweighted)	367	197	161	9	59	67	113	128
Weighted	367	182	178	8	82	79	104	102

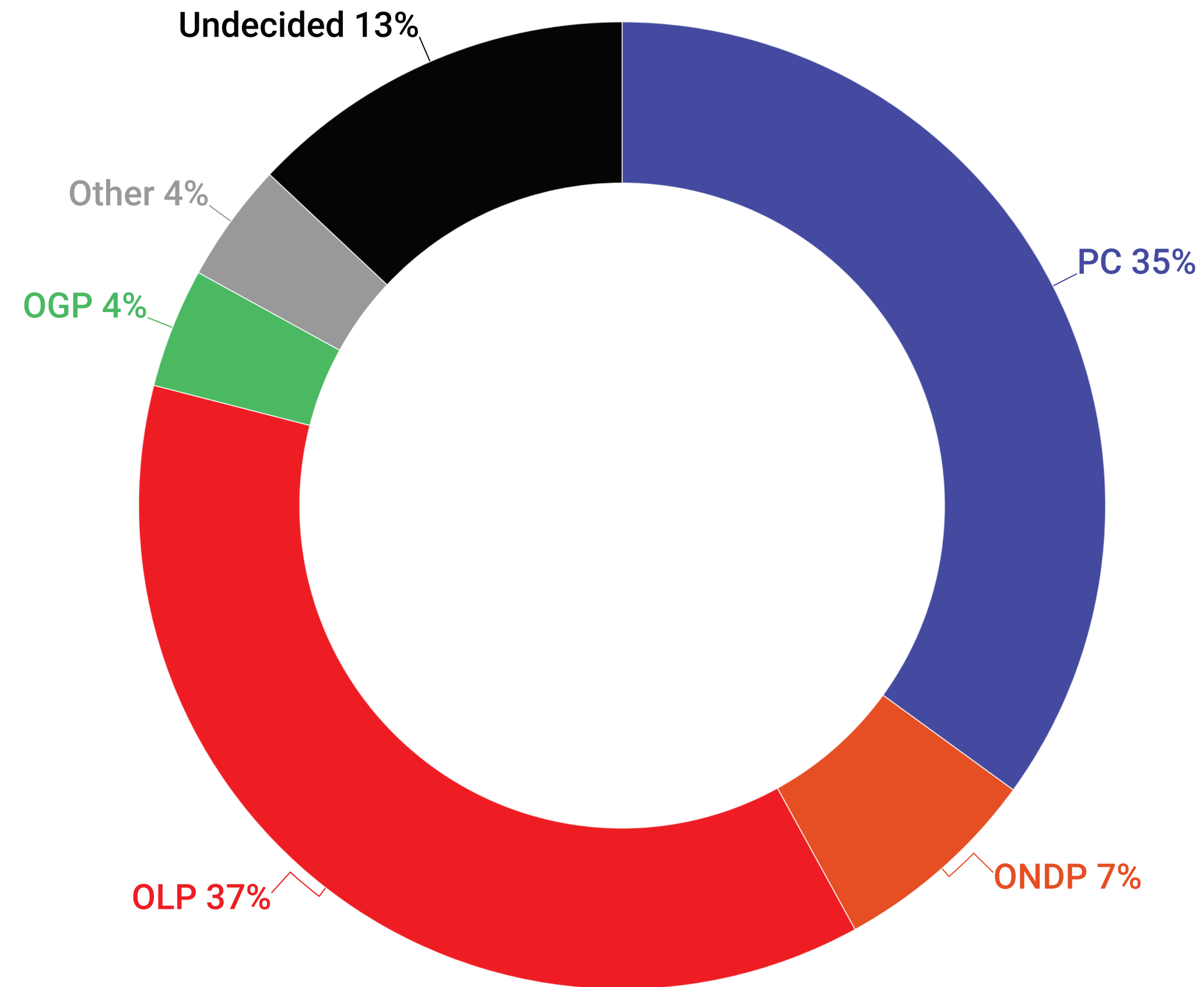
Decided & Leaning


	All	Female	Male	Other	18-34	35-49	50-64	65+
Steve Pinsonneault of the Ontario PCs led by Doug Ford	52%	47%	56%	57%	58%	37%	62%	47%
Kathryn Shailer of the Ontario NDP led by Marit Stiles	14%	18%	11%	0%	14%	17%	10%	15%
Cathy Burghardt-Jesson of the Ontario Liberals led by Bonnie Crombie	21%	24%	18%	14%	16%	26%	22%	21%
Andraena Tilgner of the Green Party of Ontario led by Mike Schreiner	8%	6%	11%	0%	8%	13%	2%	12%
Other	5%	5%	4%	29%	4%	7%	4%	5%



Voting Intent - Milton - All Voters

Q: A provincial by election will be held in Milton, if the following candidates ran, which one would you vote for?

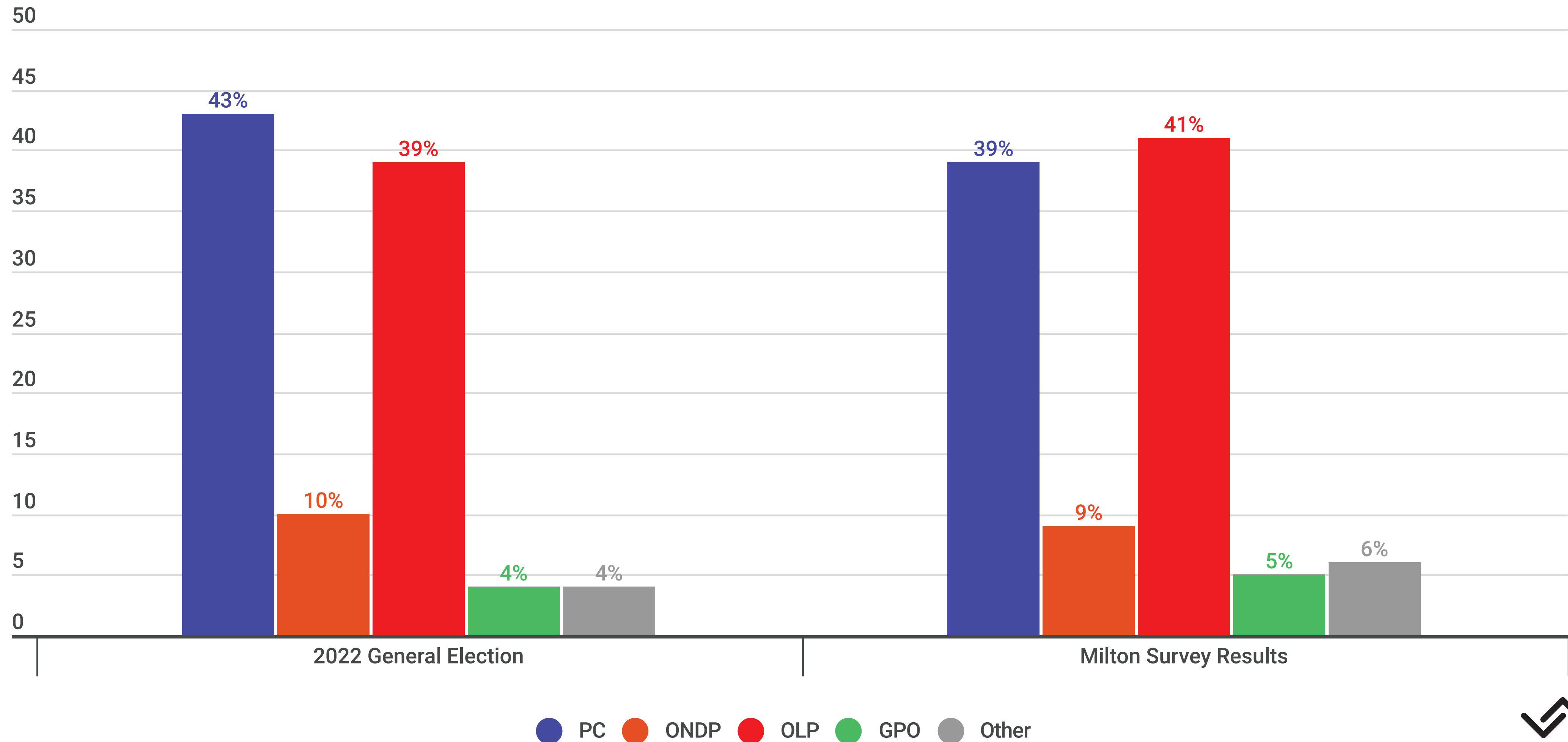





Voting Intent - Milton - Decided & Leaning Only

Q: A provincial by election will be held in Milton, if the following candidates ran, which one would you vote for?

Q (Undecided Only): And which candidate are you leaning towards?





Voting Intent - Milton

Q: A provincial by election will be held in Milton, if the following candidates ran, which one would you vote for?

All Voters

	All	Female	Male	Other	18-34	35-49	50-64	65+
Zee Hamid of the Ontario PCs led by Doug Ford	35%	31%	41%	28%	35%	41%	34%	26%
Edie Strachan of the Ontario NDP led by Marit Stiles	7%	8%	6%	11%	10%	4%	8%	8%
Galen Naidoo Harris of the Ontario Liberals led by Bonnie Crombie	37%	38%	36%	39%	29%	44%	39%	35%
Kyle Hutton of the Green Party of Ontario led by Mike Schreiner	4%	4%	3%	6%	5%	3%	3%	3%
Other	4%	3%	5%	0%	2%	2%	5%	9%
Undecided	13%	16%	9%	17%	20%	6%	11%	18%
Sample (Unweighted)	433	233	189	11	91	146	100	96
Weighted	433	216	208	9	121	156	94	62


Decided & Leaning

	All	Female	Male	Other	18-34	35-49	50-64	65+
Zee Hamid of the Ontario PCs led by Doug Ford	39%	36%	43%	39%	41%	43%	36%	33%
Edie Strachan of the Ontario NDP led by Marit Stiles	9%	11%	7%	17%	12%	6%	11%	12%
Galen Naidoo Harris of the Ontario Liberals led by Bonnie Crombie	41%	44%	38%	39%	36%	44%	41%	40%
Kyle Hutton of the Green Party of Ontario led by Mike Schreiner	5%	6%	4%	6%	6%	4%	5%	3%
Other	6%	4%	7%	0%	5%	3%	7%	12%

GET IN TOUCH



+1 416-483-2335



info@liaisonstrategies.ca



2586A Yonge Street, Suite 2B
Toronto, Ontario, Canada

