

# Ontario Political Tracker

Provincial Survey

April 29, 2026

# Nobody's perfect.

---

## Ontario Poll Accuracy

---

- 1<sup>st</sup> **Liaison**
- 2<sup>nd</sup> **Mainstreet**
- 3<sup>rd</sup> **Innovative**
- 4<sup>th</sup> **Research Co.**
- 5<sup>th</sup> **Forum**
- 6<sup>th</sup> **Abacus**
- 7<sup>th</sup> **Pallas**
- 8<sup>th</sup> **Leger**
- 9<sup>th</sup> **Nanos**
- 10<sup>th</sup> **Ipsos**
- 11<sup>th</sup> **Relay Strategies**

---

## Federal Poll Accuracy

---

- 1<sup>st</sup> **Mainstreet**
- 2<sup>nd</sup> **Liaison**
- 3<sup>rd</sup> **Angus Reid**
- 4<sup>th</sup> **Cardinal**
- 5<sup>th</sup> **Nanos**
- 6<sup>th</sup> **Research Co.**
- 7<sup>th</sup> **Pallas**
- 8<sup>th</sup> **Leger**
- 9<sup>th</sup> **Forum**
- 10<sup>th</sup> **Ipsos**
- 11<sup>th</sup> **Abacus**

There's no tougher race than an election campaign. Shifting headlines, commentaries on leadership debates, and millions of voters changing their minds right up to the last minute. In the most recent 2025 elections, the accuracy of Liaison's polls ranked 1st provincially and 2nd federally. Next race, who knows? There's always room to improve. **Even at Liaison.**

# Methodology

Liaison surveyed a random sample of 1,000 Ontarians from **April 25 to April 26, 2026**, using Interactive Voice Recording (IVR) technology. To ensure a representative sample, participants were reached through random digit dialing (RDD) across both landline and cellular phone networks.

The resulting data was weighted to match targets based on the 2021 Census. For the total sample, the **margin of error is  $\pm 3.1$**  percentage points, 19 times out of 20, though this margin is higher for sub-samples. Additionally, results may not add up to 100% due to rounding.



# Ontario Political Tracker

## All Voters

	Total	Female	Male	Other
Unweighted	1000	502	468	30
Weighted	1000	501	470	29

	18-34	35-49	50-64	65+
Unweighted	275	238	255	232
Weighted	277	238	256	229

	North	East	SW	SC	905	416
Unweighted	57	182	189	90	279	203
Weighted	55	181	189	92	279	204

## Decided & Leaning

	Total	Female	Male	Other
Unweighted	917	457	434	26
Weighted	917	456	435	26

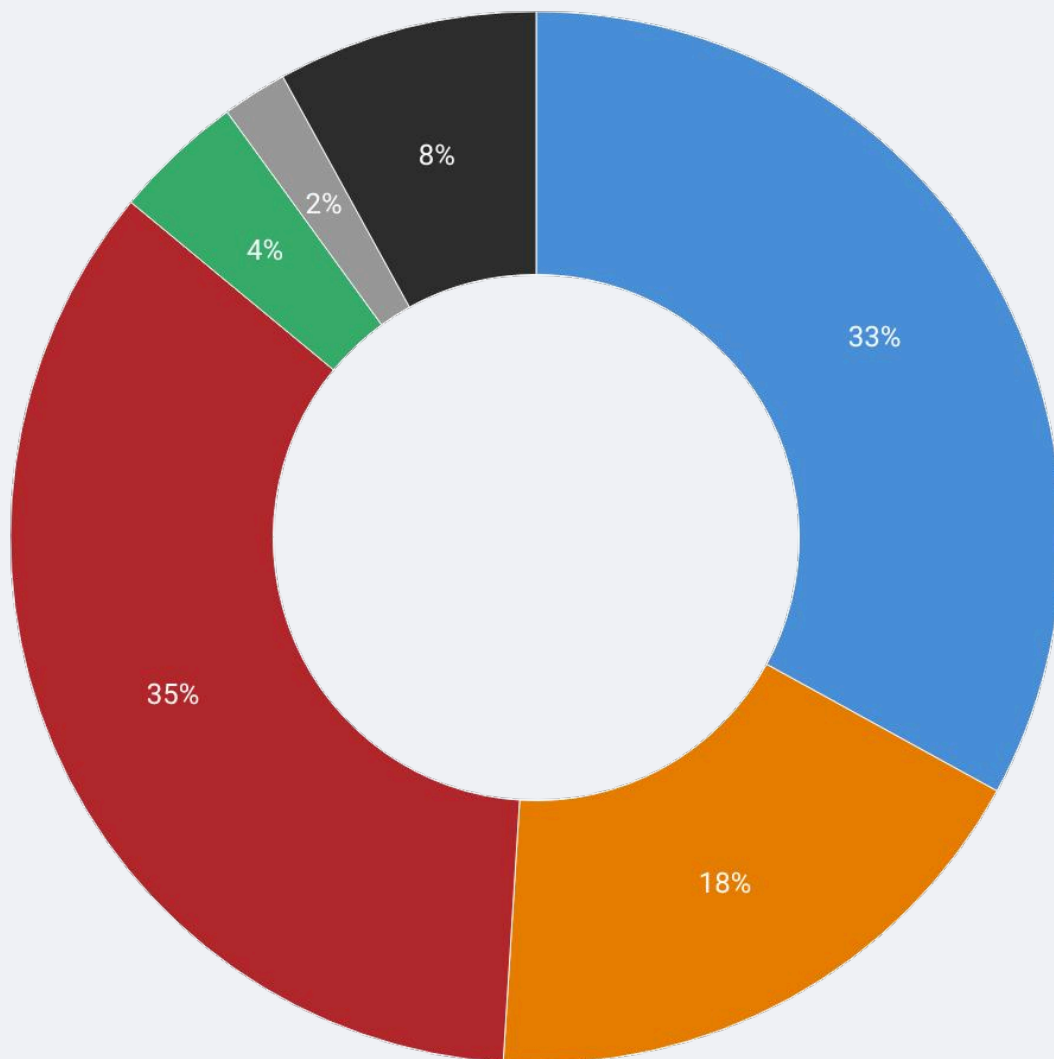
	18-34	35-49	50-64	65+
Unweighted	254	203	243	217
Weighted	256	203	243	215

	North	East	SW	SC	905	416
Unweighted	50	165	171	87	255	189
Weighted	50	166	172	85	256	188



# Ontario Political Tracker

If a Provincial Election were held today, which party would you vote for?



■ Progressive Conservatives led by Doug Ford   ■ Ontario NDP led by Marit Stiles  
■ Ontario Liberal Party led by John Fraser   ■ Green Party of Ontario led by Mike Schreiner   ■ Other  
■ Undecided

## Provincial Survey

April 29, 2026



# Ontario Political Tracker

If a Provincial Election were held today, which party would you vote for?

	North	East	SW	SC	905	416
PC	30 %	41 %	36 %	24 %	33 %	26 %
NDP	33 %	13 %	16 %	34 %	10 %	20 %
OLP	21 %	31 %	32 %	29 %	36 %	41 %
GP	5 %	4 %	5 %	4 %	6 %	4 %
Other	2 %	2 %	2 %	2 %	2 %	2 %
UD	9 %	8 %	9 %	8 %	13 %	7 %



# Ontario Political Tracker

If a Provincial Election were held today, which party would you vote for?

	Total	Female	Male	Other
PC	33 %	31 %	36 %	21 %
NDP	18 %	17 %	20 %	18 %
OLP	35 %	38 %	31 %	41 %
GP	4 %	4 %	4 %	0 %
Other	2 %	1 %	2 %	9 %
UD	8 %	9 %	7 %	10 %

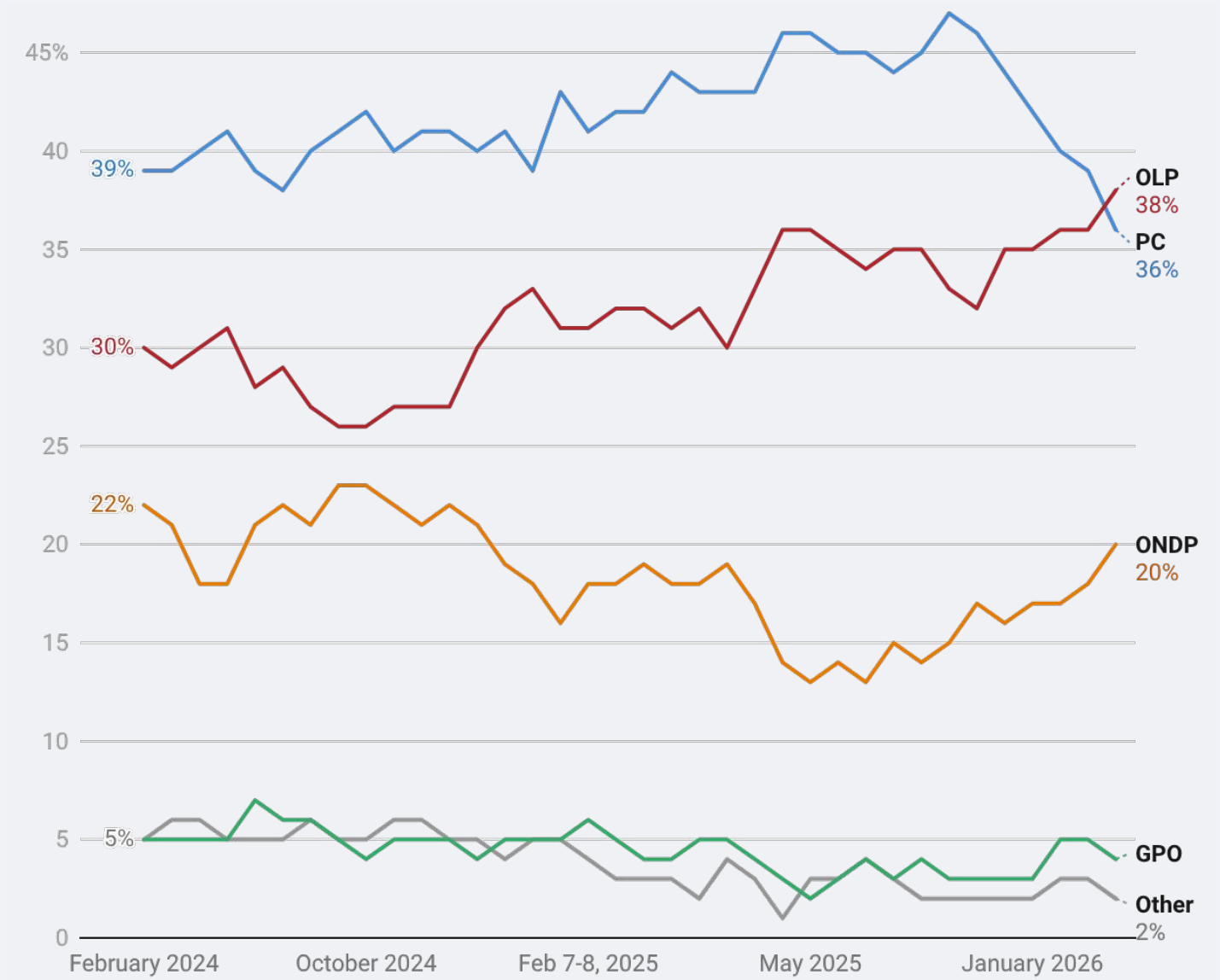
	18-34	35-49	50-64	65+
PC	29 %	28 %	36 %	39 %
NDP	18 %	19 %	19 %	17 %
OLP	34 %	35 %	36 %	35 %
GP	9 %	2 %	2 %	1 %
Other	3 %	1 %	1 %	1 %
UD	7 %	15 %	5 %	6 %



# Ontario Political Tracker

If a Provincial Election were held today, which party would you vote for?

## Decided and Leaning



Provincial Survey

April 29, 2026



# Ontario Political Tracker

If a Provincial Election were held today, which party would you vote for?

	Total	Female	Male	Other
PC	36 %	34 %	39 %	23 %
NDP	20 %	19 %	21 %	20 %
OLP	38 %	42 %	33 %	46 %
GP	4 %	4 %	5 %	0 %
Other	2 %	1 %	2 %	11 %

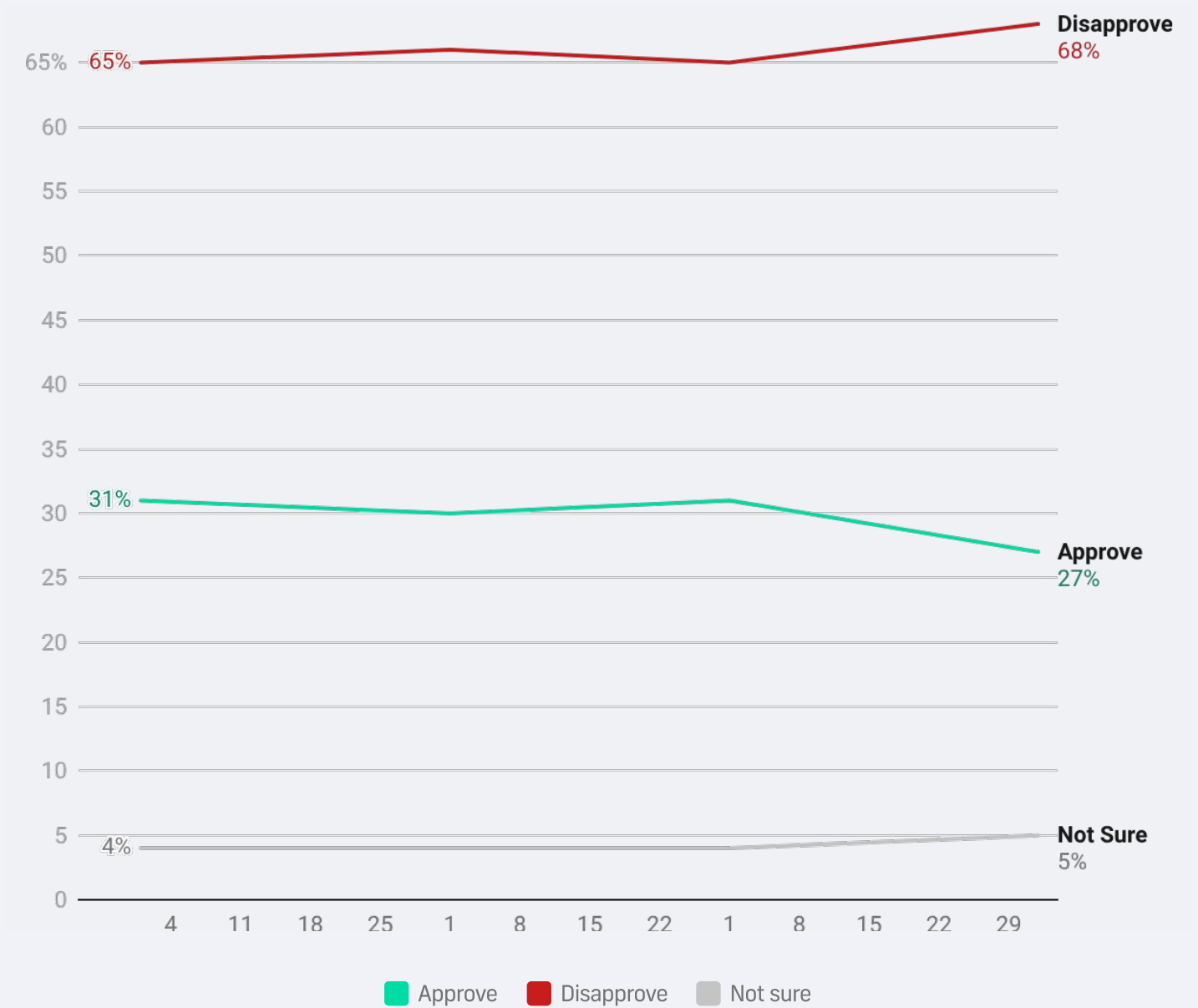
	18-34	35-49	50-64	65+
PC	31 %	33 %	38 %	41 %
NDP	19 %	22 %	20 %	19 %
OLP	36 %	40 %	38 %	37 %
GP	10 %	3 %	2 %	1 %
Other	3 %	2 %	1 %	2 %

	North	East	SW	SC	905	416
PC	33 %	45 %	40 %	26 %	37 %	28 %
NDP	37 %	14 %	18 %	36 %	15 %	22 %
OLP	23 %	34 %	35 %	31 %	43 %	44 %
GP	5 %	4 %	5 %	4 %	3 %	4 %
Other	2 %	2 %	2 %	2 %	2 %	2 %



# Ontario Political Tracker

Do you approve or disapprove of the job Doug Ford is doing as Premier of Ontario?



# Ontario Political Tracker

Do you approve or disapprove of the job Doug Ford is doing as Premier of Ontario?

	Total	Female	Male	Other
Approve	27 %	27 %	28 %	22 %
Disapprove	68 %	70 %	66 %	73 %
Not Sure	5 %	4 %	6 %	5 %

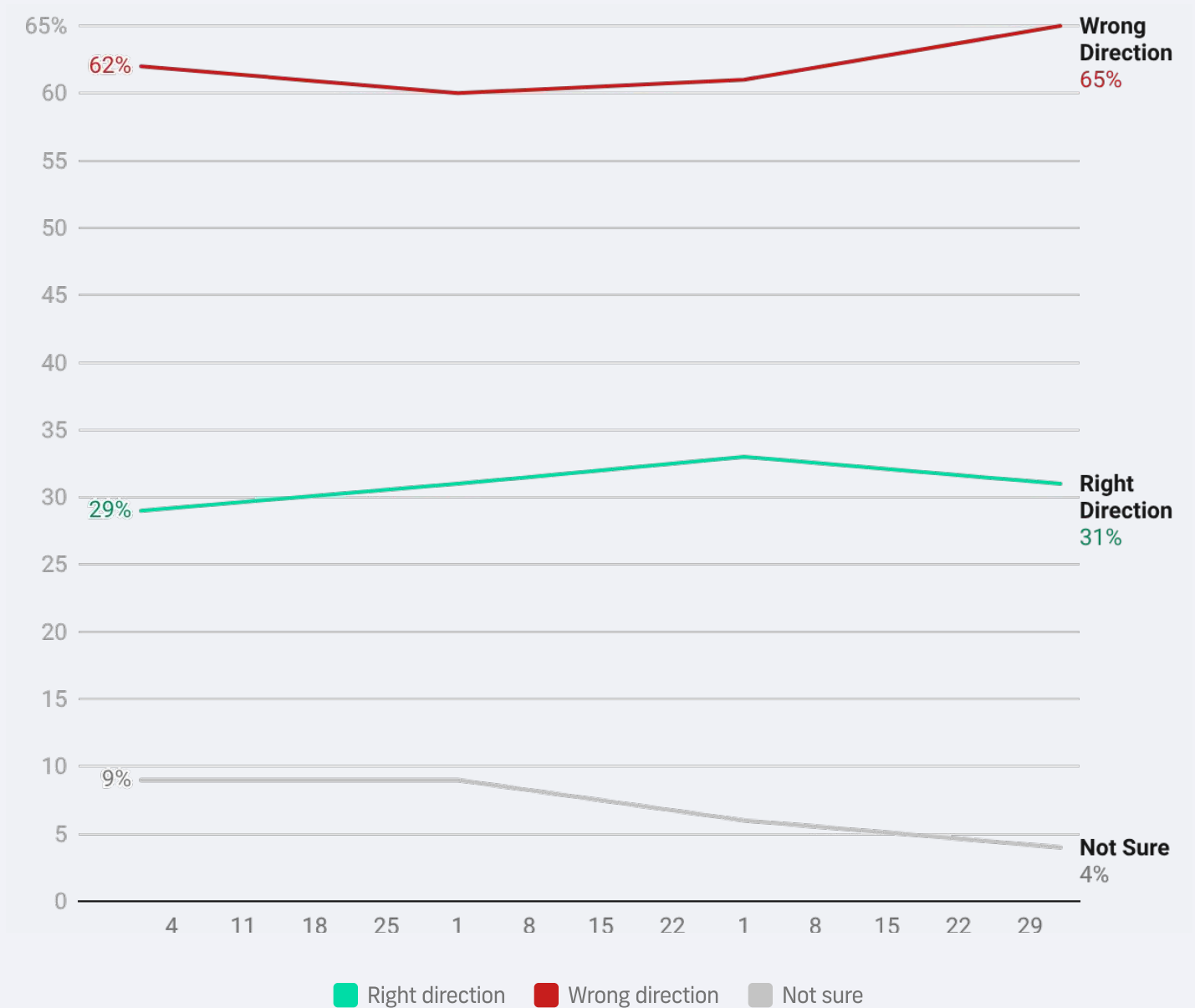
	18-34	35-49	50-64	65+
Approve	25 %	25 %	29 %	30 %
Disapprove	70 %	70 %	66 %	66 %
Not Sure	4 %	6 %	5 %	4 %

	North	East	SW	SC	905	416
Approve	25 %	36 %	27 %	22 %	28 %	21 %
Disapprove	71 %	59 %	66 %	75 %	67 %	76 %
Not Sure	4 %	6 %	7 %	2 %	5 %	3 %



# Ontario Political Tracker

Would you say that the province of Ontario is generally heading in the right direction, or the wrong direction?



# Ontario Political Tracker

Would you say that the province of Ontario is generally heading in the right direction, or the wrong direction?

	Total	Female	Male	Other
Right Direction	31 %	29 %	34 %	22 %
Wrong Direction	65 %	66 %	62 %	76 %
Not Sure	4 %	5 %	4 %	2 %

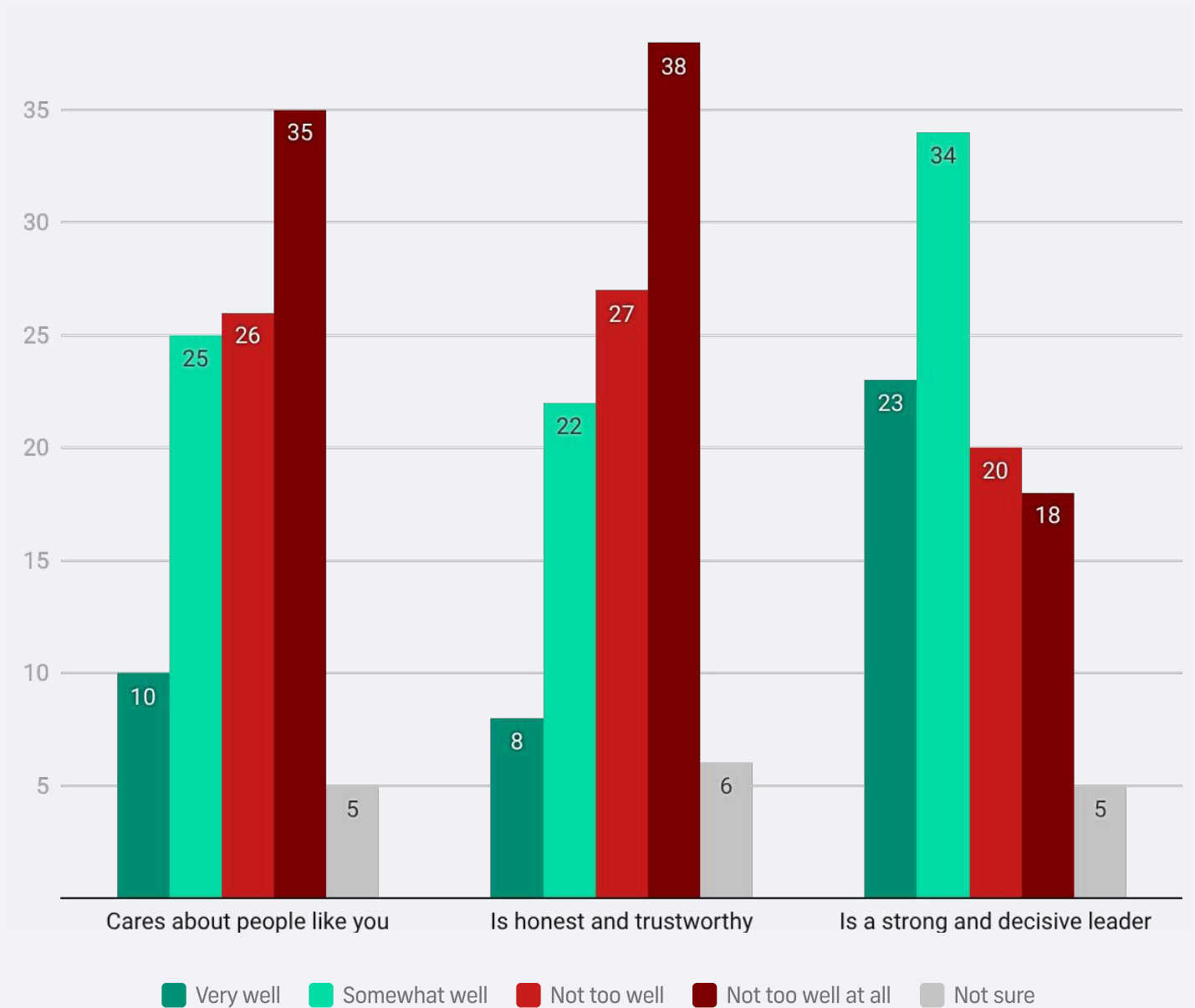
	18-34	35-49	50-64	65+
Right Direction	31 %	28 %	31 %	34 %
Wrong Direction	65 %	67 %	66 %	62 %
Not Sure	4 %	5 %	3 %	4 %

	North	East	SW	SC	905	416
Right Direc...	24 %	36 %	30 %	28 %	29 %	33 %
Wrong Dire...	68 %	61 %	66 %	68 %	66 %	63 %
Not Sure	7 %	3 %	4 %	4 %	5 %	4 %



# Ontario Political Tracker

For the following questions, please rate how well each phrase describes Premier Doug Ford...



# Ontario Political Tracker

Please rate how well Premier Doug Ford **cares about people like you.**

	Total	Female	Male	Other
Very Well	10 %	10 %	10 %	3 %
Somewhat Well	25 %	24 %	27 %	10 %
Not Too Well	26 %	26 %	25 %	35 %
Not Well At All	35 %	36 %	33 %	44 %
Not Sure	5 %	5 %	5 %	8 %

	18-34	35-49	50-64	65+
Very Well	8 %	8 %	13 %	11 %
Somewhat Well	27 %	20 %	27 %	25 %
Not Too Well	25 %	30 %	23 %	24 %
Not Well At All	35 %	38 %	33 %	33 %
Not Sure	5 %	4 %	5 %	6 %

	North	East	SW	SC	905	416
Very Well	6 %	11 %	11 %	12 %	11 %	7 %
Somewhat...	30 %	27 %	26 %	22 %	25 %	22 %
Not Too Well	30 %	29 %	22 %	20 %	26 %	26 %
Not Well At...	32 %	27 %	35 %	38 %	35 %	41 %
Not Sure	2 %	6 %	6 %	7 %	4 %	4 %



# Ontario Political Tracker

Please rate how **honest and trustworthy** is Premier Doug Ford.

	Total	Female	Male	Other
Very Well	8 %	9 %	6 %	10 %
Somewhat Well	22 %	19 %	25 %	14 %
Not Too Well	27 %	27 %	26 %	34 %
Not Well At All	38 %	41 %	36 %	36 %
Not Sure	6 %	5 %	6 %	6 %

	18-34	35-49	50-64	65+
Very Well	7 %	6 %	10 %	8 %
Somewhat Well	21 %	19 %	24 %	22 %
Not Too Well	28 %	29 %	25 %	24 %
Not Well At All	38 %	39 %	37 %	40 %
Not Sure	7 %	7 %	3 %	6 %

	North	East	SW	SC	905	416
Very Well	13 %	8 %	7 %	3 %	10 %	5 %
Somewhat...	17 %	27 %	26 %	19 %	19 %	19 %
Not Too Well	32 %	24 %	28 %	25 %	26 %	28 %
Not Well At...	37 %	34 %	34 %	44 %	39 %	43 %
Not Sure	1 %	7 %	4 %	8 %	7 %	5 %



# Ontario Political Tracker

Please rate how **strong and decisive** is Premier Doug Ford as leader.

	Total	Female	Male	Other
Very Well	23 %	21 %	25 %	20 %
Somewhat Well	34 %	36 %	33 %	39 %
Not Too Well	20 %	21 %	18 %	22 %
Not Well At All	18 %	18 %	19 %	10 %
Not Sure	5 %	5 %	5 %	9 %

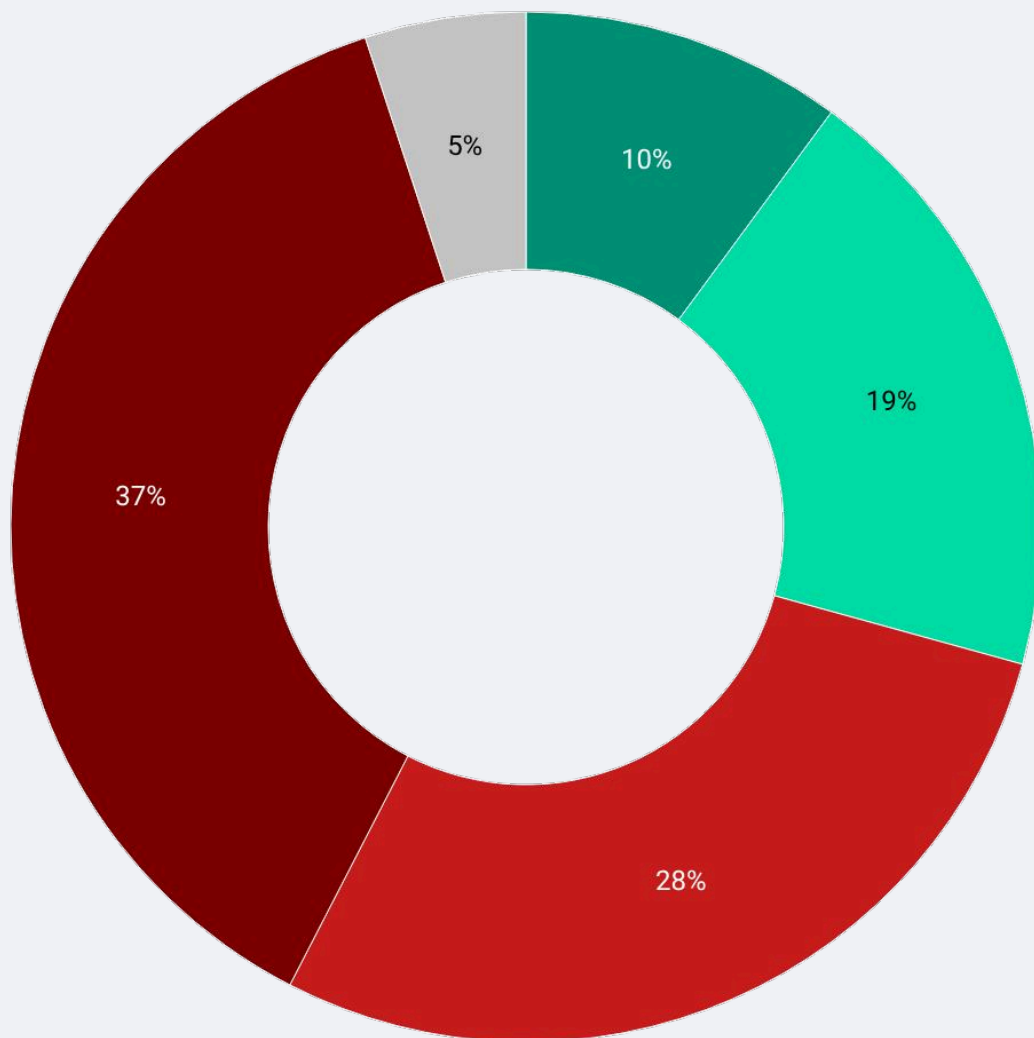
	18-34	35-49	50-64	65+
Very Well	25 %	20 %	22 %	24 %
Somewhat Well	33 %	30 %	36 %	39 %
Not Too Well	19 %	20 %	20 %	20 %
Not Well At All	20 %	24 %	16 %	13 %
Not Sure	3 %	6 %	6 %	5 %

	North	East	SW	SC	905	416
Very Well	32 %	30 %	23 %	12 %	25 %	17 %
Somewhat...	32 %	34 %	31 %	39 %	34 %	36 %
Not Too Well	11 %	14 %	26 %	21 %	17 %	24 %
Not Well At...	19 %	17 %	17 %	23 %	18 %	19 %
Not Sure	6 %	5 %	3 %	5 %	6 %	4 %



## Ontario Political Tracker

How much confidence do you have in Premier Doug Ford's ability to responsibly manage Ontario's provincial budget and taxpayer money?



Very little confidence    Some confidence    Quite a lot    A great deal    Not sure



# Ontario Political Tracker

How much confidence do you have in Premier Doug Ford's ability to responsibly manage Ontario's provincial budget and taxpayer money?

	Total	Female	Male	Other
<b>A Great Deal</b>	<b>10 %</b>	<b>9 %</b>	<b>11 %</b>	<b>5 %</b>
<b>Quite A Lot</b>	<b>19 %</b>	<b>20 %</b>	<b>19 %</b>	<b>21 %</b>
<b>Some Confidence</b>	<b>28 %</b>	<b>31 %</b>	<b>26 %</b>	<b>23 %</b>
<b>Very Little Confidence</b>	<b>37 %</b>	<b>36 %</b>	<b>39 %</b>	<b>37 %</b>
<b>Not Sure</b>	<b>5 %</b>	<b>4 %</b>	<b>5 %</b>	<b>14 %</b>

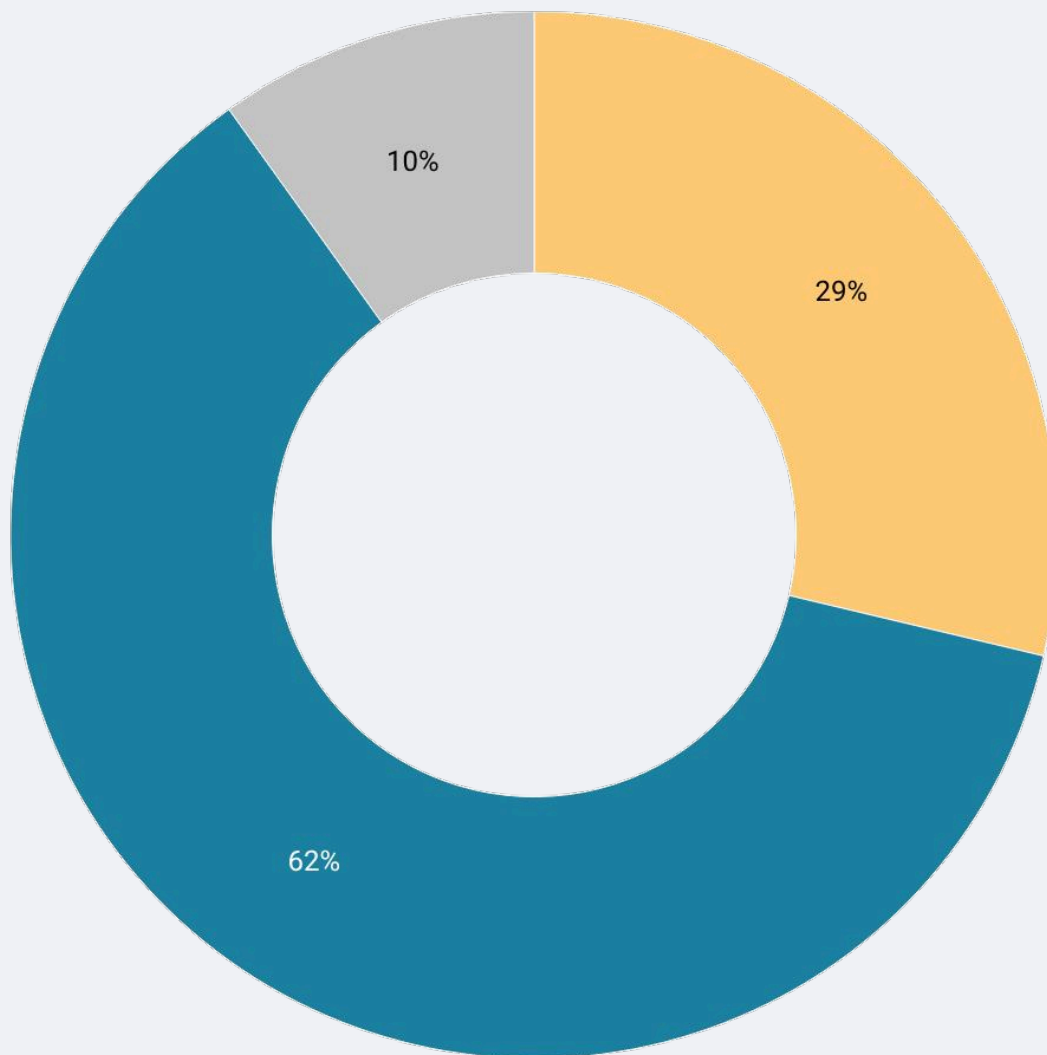
	18-34	35-49	50-64	65+
<b>A Great Deal</b>	<b>7 %</b>	<b>7 %</b>	<b>11 %</b>	<b>15 %</b>
<b>Quite A Lot</b>	<b>16 %</b>	<b>18 %</b>	<b>22 %</b>	<b>22 %</b>
<b>Some Confidence</b>	<b>30 %</b>	<b>32 %</b>	<b>24 %</b>	<b>27 %</b>
<b>Very Little Confidence</b>	<b>42 %</b>	<b>39 %</b>	<b>37 %</b>	<b>30 %</b>
<b>Not Sure</b>	<b>4 %</b>	<b>4 %</b>	<b>6 %</b>	<b>6 %</b>

	North	East	SW	SC	905	416
<b>A Great Deal</b>	<b>12 %</b>	<b>10 %</b>	<b>13 %</b>	<b>6 %</b>	<b>10 %</b>	<b>9 %</b>
<b>Quite A Lot</b>	<b>18 %</b>	<b>19 %</b>	<b>20 %</b>	<b>15 %</b>	<b>23 %</b>	<b>16 %</b>
<b>Some Conf...</b>	<b>25 %</b>	<b>27 %</b>	<b>31 %</b>	<b>31 %</b>	<b>28 %</b>	<b>27 %</b>
<b>Very Little...</b>	<b>38 %</b>	<b>36 %</b>	<b>33 %</b>	<b>45 %</b>	<b>35 %</b>	<b>43 %</b>
<b>Not Sure</b>	<b>7 %</b>	<b>7 %</b>	<b>3 %</b>	<b>3 %</b>	<b>5 %</b>	<b>6 %</b>



## Ontario Political Tracker

Premier Doug Ford has recently apologized for the decision to spend 28.9 million dollars on a private jet. Which of the following comes closer to your view?



- He sold the plane because he sincerely respects the feedback of taxpayers
- He only sold the plane because he was caught in a political controversy
- Not sure



# Ontario Political Tracker

Premier Doug Ford has recently apologized for the decision to spend 28.9 million dollars on a private jet. Which of the following comes closer to your view?

	Total	Female	Male	Other
<b>Sincerely Respects Taxpayers</b>	29 %	30 %	27 %	26 %
<b>Only Because He Was Caught</b>	62 %	62 %	60 %	74 %
<b>Not Sure</b>	10 %	7 %	13 %	0 %

	18-34	35-49	50-64	65+
<b>Sincerely Respects Taxpayers</b>	30 %	25 %	25 %	36 %
<b>Only Because He Was Caught</b>	61 %	65 %	63 %	57 %
<b>Not Sure</b>	9 %	10 %	12 %	8 %

	North	East	SW	SC	905	416
<b>Sincerely R...</b>	25 %	33 %	33 %	28 %	28 %	23 %
<b>Only Becau...</b>	67 %	56 %	56 %	64 %	62 %	68 %
<b>Not Sure</b>	8 %	11 %	11 %	8 %	10 %	9 %



# Get in touch



[liaison.ca](http://liaison.ca)



+1 416-483-2335



2586A Yonge Street, Second Floor  
Toronto, Ontario